

SUPER SECRET IDENTITY

WHAT YOU'LL NEED

- Scissors
- Glue
- 1 Cardboard Sheet
- 1 Pencil
- 1 Elastic String
- 1 Plain T-Shirt (Red If You Have One)
- 2 Safety Pins


ASK AN
ADULT
FOR THEIR
HELP!

READ
ALL THE
INSTRUCTIONS
BEFORE
CUTTING THE
PAGE!

1 CUT OUT the lower half of the page along the dotted line and glue it to the cardboard sheet.

2 CUT OUT the mask along the dotted lines. Using a pencil POKE holes where the white circles are.


3 Fasten the ends of the elastic string to the holes with a knot and wear the mask.
NOW YOUR IDENTITY IS SAFE!






SUPER CREST

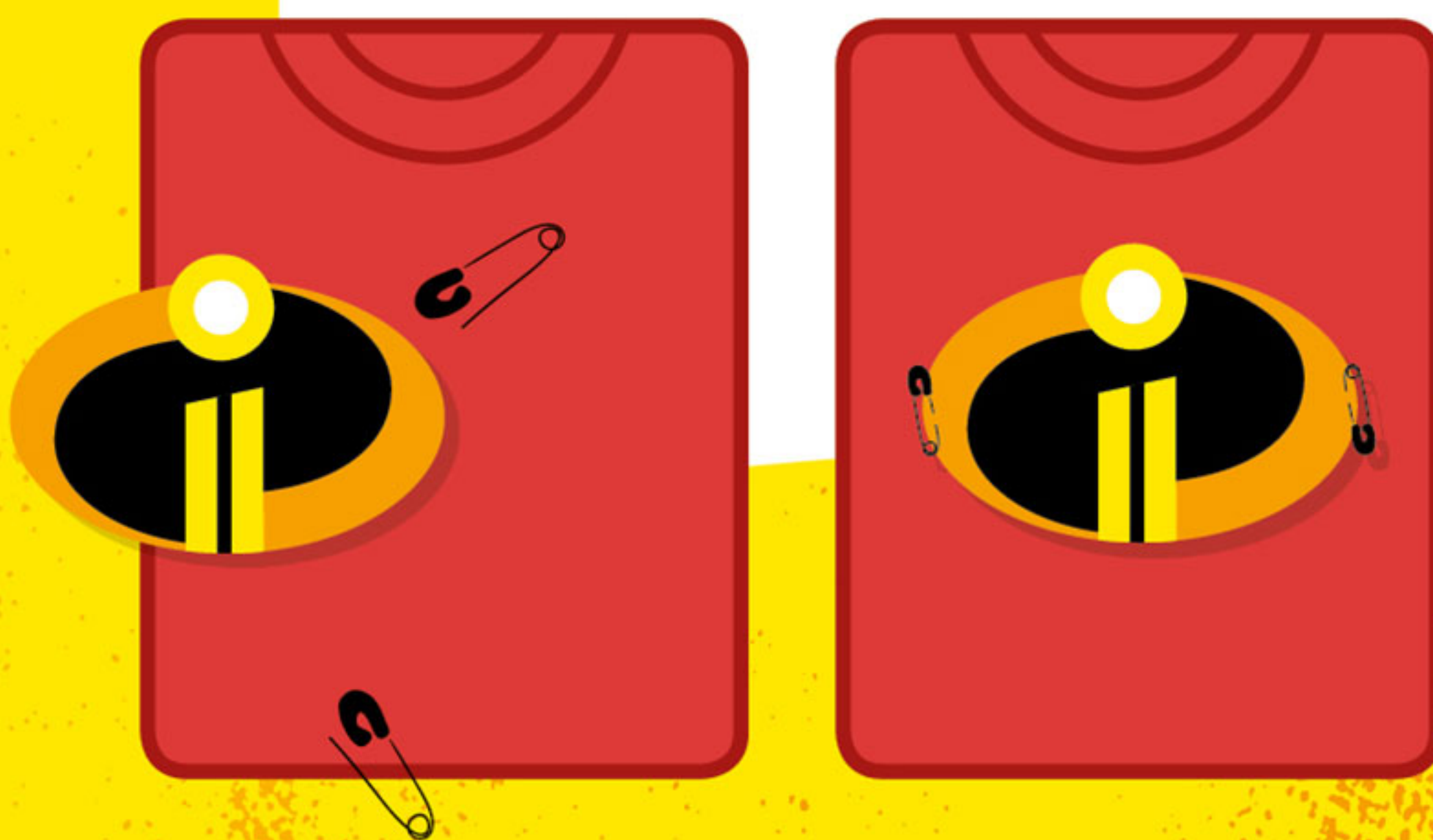
1 CUT OUT the upper half of the page along the dotted line and GLUE it on the cardboard sheet.



2 CUT OUT the symbol along the dotted line.



3 FASTEN the symbol to the front of your t-shirt.



4 WEAR both the mask and symbol. Now you are...**INCREDIBLE!**



READ ALL THE INSTRUCTIONS BEFORE CUTTING THE PAGE!